

VANDERBILT

2019

Dermatology



**LEADING
THE
FUTURE IN
SKIN HEALTH**



FACULTY

Back row: Lee Wheless, Jeffrey Zwerner, Jo-David Fine, Darrel Ellis, William Stebbins, John Zic, Eric Tkaczyk, Alan Boyd

Middle row: Allison Hanlon, Anna Clayton, Rachel Champion, Sally Monahan, Shirley Russell, Aleta Simmons, Rachel Byrd, Anna Dewan, Sharon Albers

Front row: Jeffrey Byers, Jami Miller, Mary-Margaret Chren, Lloyd King Jr, Michel McDonald



FACULTY AND RESIDENTS

DEAR FRIENDS,

The Department of Dermatology at Vanderbilt is nearly a year old, and we send warm greetings to all of you who have watched and helped us grow! We've had a great year and are very excited about 2019.

As you know, the Department builds on a long legacy of uncompromising excellence, starting with Dr. Lloyd King, Jr., who, with the support of Dr. 'Buck' Buchanan, founded and grew Vanderbilt Dermatology decades ago. Dr. George Stricklin continued the success, and by 2015 the Division was poised to become a Department at Vanderbilt, responsible for its own clinical, educational, and research activities. I'm just thrilled to be here. We have wonderful, highly-accomplished faculty, a sought-after residency, and rapidly-expanding new research projects and grants. And we are growing within the broader Vanderbilt University Medical Center, an unparalleled environment for us to thrive in all respects.

Our future is very bright, and in this newsletter we're glad to share some of the highlights from the last year, and our dreams for the future. Thank you for your interest in our progress, and please contact me directly at our offices at One Hundred Oaks in Nashville to learn more, or—better yet—to visit us in person!

Meg Chren

The Robert N. and Rachelle Buchanan & A.H. and Lucile Lancaster Chair

in Dermatology was created in 1992 through charitable trusts from the Buchanan and Lancaster families to support a faculty member within Dermatology in the School Medicine.



Pictured: Dr Chren with members of the Buchanan family at the Inaugural Buchanan-Lancaster Endowed Chair celebration.



MARY-MARGARET CHREN
Chair Holder,
Robert N and Rachelle Buchanan
& A.H. and Lucile Lancaster
Chair in Dermatology

**OUR
FUTURE
IS
VERY
BRIGHT**



Our Micrographic Surgery and Dermatologic Oncology Fellowship is alive and thriving since the relatively seamless change over to ACGME oversight. Since then we have been blessed with fellowship graduates who now spread the word and good works far and wide after their experience at Vanderbilt. Fellowship trained Mohs surgeons since the changeover are: Eric Millican, MD in Utah, Jason Arnold, MD in Georgia, Jennifer Divine, MD in Colorado, and Charlie Darragh, MD in South Carolina. You make us all proud!

◀ **Charlie Darragh, MD, Fellowship Graduate 2018**

Currently, Dr Darragh is working as the Mohs surgeon at Carolina Dermatology in Greenville, SC. He works in clinic and is also involved in teaching medical students at USC-Greenville. From Charlie, "We are loving it here and happy to have settled in a great location close to our families."

▶ **The 2017-2018 residency graduates are pictured left to right**

Bobbi Brady, MD Dr. Brady is a board-certified dermatologist who specializes in medical dermatology, dermatologic surgery, and cosmetic dermatology at The Woodruff Institute.

Nicholas Frank, MD Dr. Frank is a board-certified dermatologist completing a fellowship in Micrographic Surgery and Dermatologic Oncology at Saint Louis University.

Lee Wheless, MD, PhD Dr. Wheless is a board-certified dermatologist who specializes in research and general dermatology as an Instructor in the Department of Dermatology at Vanderbilt University Medical Center.

Kayla McNiece, MD Dr. McNiece is a board-certified dermatologist completing a fellowship in Micrographic Surgery and Dermatologic Oncology with Skin Care Physicians of Georgia.



Our residents made it to the semi-finals in the Dermpath Bowl at the 2018 AAD!




We now have 13 residents in the program and will expand one resident each year until we reach a total of 15 residents by 2021.

EDUCATION

MEET THE CHAIR

Before training in dermatology I was an internist in a small practice, which was a very important experience for me. I learned that I liked caring for people with chronic conditions, who are living with their illnesses; I also learned the value of a well-run practice environment so clinicians can focus on patients. Taking care of a few patients with serious skin conditions (and interacting with their dermatologists) shaped my career. After my dermatology residency, I did a research fellowship in clinical epidemiology and outcomes research. My group developed a quality-of-life tool for skin disease called Skindex, and we have used that tool to measure and compare outcomes of treatments for a variety of skin conditions. Our current studies here at Vanderbilt focus squarely on the experience of a patient with a skin condition--how it affects his or her well-being--which we call the Skin Vital Signs. We have developed a user-friendly mobile tool to measure a patient's Skin Vital Sign, and will learn if giving this information to clinicians in easy, quick ways can improve care.



◀ Rachel Chikowski Byrd, MD

(August 2018) – Dr. Byrd joins us after completing her undergraduate degree at the University of Richmond (summa cum laude); medical school at Virginia Commonwealth University School of Medicine (valedictorian); internship at Moses Cone Health System in Greensboro, NC and dermatology residency at the University of North Carolina School of Medicine in Chapel Hill (chief resident). She is originally from Fairfield, CA. She sees general (adult and pediatric) and cosmetic dermatology patients as a Clinician-Educator in our Franklin office.

Aleta Simmons, MD ▶

(November 2018) – Dr. Simmons joins us after completing her undergraduate degree at Alabama A&M University (magna cum laude); an MS in Organizational Communications at Murray State University, medical school and internship at Loyola University Stritch School of Medicine/Medical Center in Chicago (honors in bioethics and professionalism) and her dermatology residency at University Hospitals Case Medical Center in Cleveland, OH. She is originally from Mayfield, KY. She sees general and cosmetic dermatology patients as a Clinician-Educator at our One Hundred Oaks clinic.



CLINIC UPDATES

VANDERBILT DERMATOLOGY IMAGING CLINIC

To improve access for adult patients concerned about worrisome skin lesions, Vanderbilt Dermatology plans to launch an adult Tele dermatology Clinic. In this clinic a highly trained nurse using high quality macro and dermoscopic lenses will obtain clinical photographs of worrisome lesions and upload them in the EMR. The goal will be to see the patient in the imaging clinic within 2-7 days and inform the patient of our assessment within 1 or 2 business days after their clinic visit. John Zic, MD, MMHC, is leading this project for the Department.

While this new telemedicine initiative is not covered by every insurance, Vanderbilt employee health insurance will. In addition, the CMS 2019 Physician Fee Schedule finalized a new HCPCS code G2010 to reimburse physicians for remote evaluation of images submitted by an established patient. Though restrictions apply, this is a step in the right direction for our Medicare patients. The skin imaging clinic will not only give patients better access to the eyes of a Vanderbilt dermatologist but also help us triage patients so they can be seen when medically necessary.

CONFOCAL MICROSCOPY

Through the Vanderbilt Transitional Skin Imaging Clinic, Vanderbilt Dermatology has become one of the first centers in the United States to offer noninvasive imaging services to patients in the form of reflectance confocal microscopy (RCM).

PEDIATRIC TELEDERMATOLOGY

In 2019 Vanderbilt Dermatology will launch two projects in telemedicine. Pediatric Tele dermatology will enhance access to pediatric dermatology, especially for children with TennCare. Sharon Albers, MD, is leading the effort in our Department, in collaboration with the Department of Pediatrics and Vanderbilt Telehealth. Pediatricians in the clinic will photograph pediatric skin lesions or rashes and upload the images into the EMR for an official pediatric tele dermatology consultation. In 2018 Tennessee passed legislation requiring TennCare to cover store and forward telemedicine at the same rate as face to face visits. The Pediatric Tele dermatology project should be a win-win for the pediatricians and, most importantly, the children and parents they serve by providing timely pediatric dermatology consultations.



Dr Eric Tkaczyk and Melanie Patterson demonstrating the Confocal Microscopy

DERMATOPATHOLOGY

Drs Alan Boyd and Jeffrey Zwerner have an expertise in cutaneous oncology, cutaneous lymphoma, immunobullous disease; in conjunction with Dr. Jo-David Fine's immunofluorescence work; and melanocytic neoplasms. In addition, all members of our group continue to have active clinical practices and pride ourselves on providing clinicopathologic correlation.

The number of submitted specimens continues to increase with several of our recent graduates, including those that are practicing in states outside of Tennessee, choosing to use our service. This allows us to build on the relationships developed during their training and also adds value to our training program, while providing necessary support to our new department.



As part of our mission to deliver the highest quality patient care, our Mohs team kicked off a LEAN Project just recently with the support of the VUMC Operations Improvement Department. Focusing on improving efficiencies for key processes and workflows, the team will continue this project into 2019.




PEDIATRIC DERMATOLOGY

Dr. Sharon Albers, Vanderbilt Director of Pediatric Dermatology, joined the Multidisciplinary Pediatric Vascular Malformation Clinic. The group also consists of ENT, Hematology-Oncology and Genetics. Cardiology and Radiology are on standby for consultation. This multidisciplinary clinic affords patients to see several specialists that focus on vascular malformations during one clinic visit. Their care and imaging needs are then facilitated at one visit. This has been a very exciting endeavor that has allowed patients with unknown, rare or unusual vascular malformations to receive care in a coordinated, efficient manner.

INPATIENT CONSULT SERVICE

Consulting dermatology has been shown to change the working diagnosis, prevent unnecessary medications, expedite hospital discharge, and avoid readmissions. After completing residency at Vanderbilt and then a fellowship in Complex Medical Dermatology at Brigham and Women's Hospital/Dana Farber Cancer Institute, Dr Anna Dewan was thrilled to return to Vanderbilt as Director of Inpatient Dermatology in 2017.

Our dermatology consult service now averages approximately 650 consults a year, and 2018 estimates predict the largest number of consults to date. The vast majority of the consults are from the adult hospital, constituting around 85% of our overall consult volume. While truly utilized by all services we see our greatest number of consults from the hospitalist service, general internal medicine, and the emergency department.



Anna Dewan, MD

Lee Wheless, MD, PhD ▶

(September 2018) – Dr. Wheless continues his journey with us as a Physician-Scientist at Vanderbilt Dermatology after completing his residency here in June 2018. Prior to his internship and residency here, he did his undergraduate work at Davidson College (cum laude) and both his MD and PhD work at Medical University of South Carolina in Charleston. He is originally from Durham, NC. He sees general dermatology and high-risk skin cancer (post-organ transplant) patients at our One Hundred Oaks clinic. His research will use epidemiologic and machine learning approaches to identify actionable targets for risk stratification, prevention, and treatment of skin cancers in high-risk, immunosuppressed populations.



CLINICAL RESEARCH

The Clinical Research Group, led by Meg Chren, MD and Lee Wheless, MD, PhD, focuses on patient and data-based research on the genetic basis, natural history, predictors, and optimal care of common skin conditions. For example, Dr. Wheless, an expert in genetic epidemiology, is using Vanderbilt's rich databases and biorepositories to study development of skin cancers in high-risk patients such as those who have received organ transplantations. Meg Chren has a newly-funded NIH R01 grant to study a novel user-friendly mobile tool that measures a patient's experience of skin disease (which is called the Skin Vital Signs), to learn if feeding-back this information to clinicians can improve care. Assisting Drs. Chren and Wheless is LaVar Edwards. LaVar is an accomplished health systems analyst and clinical researcher.



RESEARCH FORUM

The Dermatology Research Forum is a new regular venue for faculty, residents, and trainees to advance their interest in conducting and collaborating on research. Members of the Department gather to discuss research works-in-progress, from genesis through grant application to manuscript review.

Through these efforts and many more, our young Department is engendering a vibrant community focused on systematic scientific inquiry.

RESEARCH

IMAGING RESEARCH

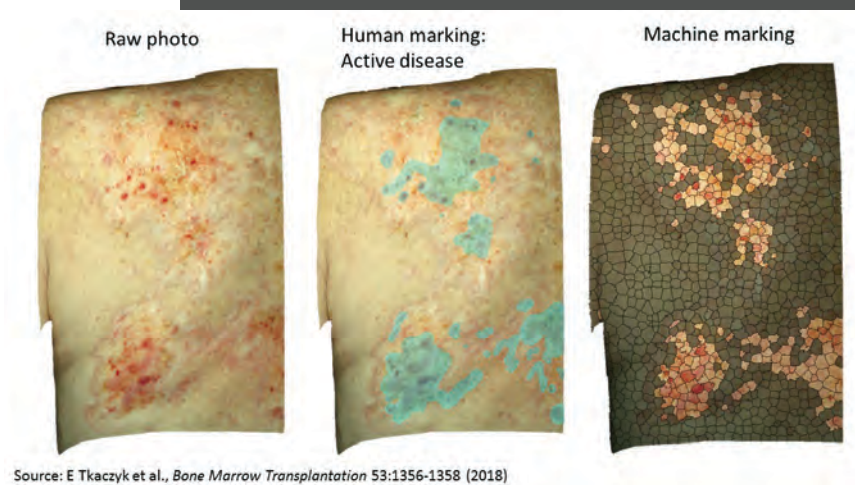
The Imaging Research Group, led by Assistant Professor of Dermatology and Biomedical Engineering Eric Tkaczyk, MD, PhD, dovetails with the Vanderbilt Translational Skin Imaging Clinic. It was founded in 2016 as a platform for direct clinical translation of engineering for clinical impact in dermatology. A major focus is graft-versus-host disease (GVHD), the leading cause of nonrelapse long-term mortality and morbidity after allogeneic stem cell transplantation; to measure disease course in patients with GVHD Dr Tkaczyk has used 3D photography, advanced image processing, deep learning with convolutional neural networks, crowd-sourcing, and noninvasive measurement of skin biomechanical properties with a unique handheld device called the Myoton.

Additionally, post-doctoral fellow Inga Saknite, PhD, a physicist, is developing measures of live white blood cell motion in patients' skin by noninvasive in vivo reflectance confocal microscopy and video analysis. Recent grant awards for these projects include a Discovery Grant from the Vanderbilt University Provost's Office, an R21 from NIAMS (PI Benoit Dawant from Computer Science), and a Career Development Award from the Department of Veterans Affairs (PI Eric Tkaczyk).

Research has been growing at an impressive pace, with new collaborations, additional investigators and extramural grants.

Most faculty in the Department regularly publish within their specific interests, and many are actively involved in research. For example, Allison Hanlon, MD, PhD, in collaboration with researchers from Yale University, examined the genetic landscape of atypical fibroxanthoma and undifferentiated pleomorphic sarcoma, two rare cutaneous tumors. Similarly, John Zic, MD, is conducting a phase II study of resiquimod gel for the treatment of early stage patients with mycosis fungoides. By the way, if you have patients with mycosis fungoides who may be interested, please contact: John Zic: john.zic@vumc.org

Pictured right: 3D Clinical photo of a patient with GVHD and the ability of advanced image processing to reproduce a clinician's assessment of disease severity. This is an active collaboration with the Computer Science and Bioinformatics Departments.



Source: E Tkaczyk et al., *Bone Marrow Transplantation* 53:1356-1358 (2018)

GIFTS AND ENDOWMENTS

The Department has several funds that enhance our ability to provide educational opportunities. We are very grateful for the donations that support these funds. If you would like to donate to any of these funds please contact Donna Oates at (615) 322-0845 or email us at Dermatology@vumc.org



LLOYD E KING, JR. EDUCATION FUND

In 2001, multiple donors established the Lloyd E. King, Jr. Excellence in Teaching Research Fund. The donors established the fund to support an annual award for full-time faculty and residents, promote dermatology lectureships, and other unique projects to advance the dermatology residency program at the Vanderbilt School of Medicine.

Funds have supported procurement of an additional head for the teaching room microscope, to allow for additional viewing as our residency program expands. In addition we were able to procure a new digital camera system for our immunodermatology diagnostic service, providing immunofluorescence studies that will enhance the teaching of our residents and provide quality images for use in publications and presentations. As the board exam transitions from glass slides to digital images it will be vital for our residents to have experience looking at whole slide images.

In 1997, Mr. Albert Werthan and Mrs. Mary Jane Werthan, B.A. 1929, M.A. 1935, established the Mary Jane and Albert Werthan Visiting Lectureship in Dermatology fund.

The Werthan Lectureship has supported four visiting professors per academic year. These have recently included Jeffrey Callen, MD discussing “Pyoderma Gangrenosum,” Jean Bolognia MD discussing “Disorders of Pigmentation: A Practical Approach” and “The Many Faces of Lupus”, Ted Rosen MD discussing “What’s New in Cutaneous Infectious Disease Therapy”, and Dirk Elston MD discussing “Dermatopathology “and “Life Threatening Dermatoses”. These amazing speakers shared decades of experience and research with Vanderbilt residents and faculty.

The Arrindell Skin of Color Fund was established in 2016 by the generosity of Saundrett, a former resident, and Everton Arrindell. The Saundrett and Everton Arrindell Skin of Color Fund: provided the funding for two of our current residents, Drs Annie Wester and Erica Grilletta , to attend the 2017 Skin of Color Symposium. It also supported the visiting lectureship by Valerie Harvey MD speaking on the topic of “Dyschromias: Lessons from the dark side”.



Barbara (Smith) Pitto and fellow nurses at her Retirement Celebration

Faye Boatman Retirement Party



Dermatology Family Picnic



Resident and Fellow Graduation Celebration



Staff Holiday Celebration



VANDERBILT  UNIVERSITY

MEDICAL CENTER

Department of Dermatology
719 Thompson Lane Suite 26300
Nashville, TN 37204

ALUMNI REUNION

We look forward to seeing all alumni who are attending the American Academy of Dermatology annual meeting. The reunion will take place at the Marriott Marquis in Washington DC.

Friday March 1st
5:00pm-7:00pm
Supreme Court Room
M4 level

Hope to see you there!

VANDERBILT
Dermatology

email: Dermatology@vumc.org
VanderbiltHealth.com/Dermatology



Faculty, Housestaff, and Staff at the Buchanan-Lancaster Endowed Chair Holder Celebration