

VANDERBILT Dermatology

2021

LEADING THE FUTURE IN SKIN HEALTH





WELCOME

January 2021

Dear Friends,

We send you warmest greetings from Nashville and hope that you are all weathering this incredible year with good health. Like you, we have learned to be resilient in the face of the pandemic, and I'm happy to report that we continue to grow and flourish as we enter our 4th year. A highlight of the past year is undoubtedly the announcement of our own Dr. John Zic as the 2020 recipient of the Vanderbilt University School of Medicine R. Michael Rodriguez Award for Teaching. This highly visible University award is an exceptional and well-deserved honor for John and for our entire Department. And the Department continues to expand its academic footprint at Vanderbilt: this year five of our faculty underwent stringent review and were promoted from Assistant to Associate Professor. Because of the courage and resolve of our faculty, residents, and staff, our clinical volumes have completely recovered from closures in Spring 2020. We have established new and sustained initiatives to promote Diversity, Equity, and Inclusion in the Department and our clinics. Our residency continues to thrive, and our intrepid residency selection committee has composed wonderful and engaging online video 'snapshots' for applicants, which give a real taste of what it's like to train in our program. Our weekly Grand Rounds series is now routinely attended by scores of our alumni and friends from across the country (please reach out to kristina.maynard@vumc.org to join us!). Finally, our research groups have been honored with several national awards: for example, Dr. Lee Wheless was awarded a three-year Career Development Award from the Dermatology Foundation, and research from the group of Dr. Eric Tkaczyk was selected for presentation in the plenary session of the annual meeting of the Society for Investigative Dermatology. In this newsletter you'll read more about the exciting happenings in the Department, and I'd be delighted to speak with any of you individually. The ability to meet by Zoom is probably here to stay, but I look forward especially to inviting you to visit us in Nashville in person before too long!

Meg Chren



Dr. Mary-Margaret Chren
Professor and Chair, Department
of Dermatology



IN MEMORIAM

After this newsletter was complete, we received the heartbreaking news that Dr. Jeffrey Byers, Associate Professor and Vice Chair for Clinical Affairs, passed away on January 9, 2021. We join his family in grieving this great loss. In the year ahead we will consider as a Department how best to honor his legacy. For now, we will simply take time to remember him and know he will be deeply missed.

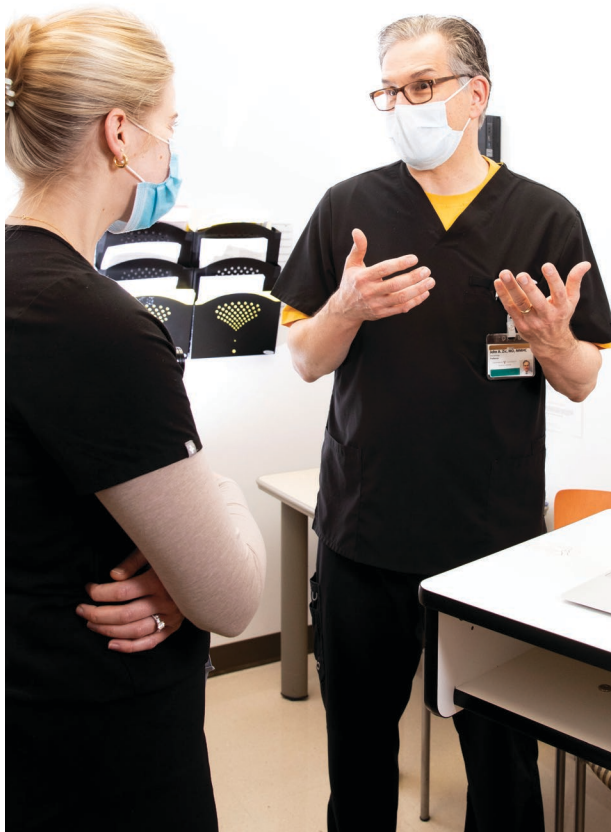
DR. JOHN ZIC RECEIVES R. MICHAEL RODRIGUEZ AWARD

This April, Dr. John Zic received the Vanderbilt University School of Medicine R. Michael Rodriguez Award for Teaching Medical Students, Residents, and/or Fellows in the Clinical Setting. This is a prestigious award, given annually to one faculty member at Vanderbilt University, and it is an honor for Dr. Zic to represent our Department with such a high recognition. Upon receipt, Dr. Zic shared, “I’m very humbled to receive the R. Michael Rodriguez award. It was very special to me because I actually worked with Dr. Rodriguez. To receive a teaching award in his name was absolutely phenomenal.”

Dr. Zic first began teaching as a medical student, where he taught about HIV and AIDs in his local community. He approached his career from the beginning as one that would rely heavily on teaching, as he believes it is an important part of being a physician. “As a physician, what we do primarily is teach – teach patients about what we think is going on, how we can treat it, what the side effects might be, how long it might last and most importantly, make sure patients understand what we just told them.”

Dr. Zic joined Vanderbilt Dermatology faculty in 1995, and took over the Dermatology Clerkship course in 1996. Each Tuesday morning, he teaches the rotating medical students, challenging them to develop critical reasoning skills as they relate to practicing medicine. One of his primary goals when teaching medical students is ensuring that they are using correct medical terminology. He says, “I’ve really been able to stick to the fundamental focus of helping medical students master the vocabulary of dermatology and apply it correctly to what they see on the skin. If a medical student cannot apply the language of dermatology correctly, they won’t be able to diagnose what they see, and they won’t be able to communicate effectively with dermatologists who they might ask to consult with their patients.”

Dr. John Zic with Dr. Karen Arnaud



Since taking over the clerkship, Dr. Zic has grown the program, as it now includes third- and fourth-year medical students, and has more than ten faculty members involved. This May, due to the COVID-19 pandemic, the entire clerkship went virtual, so medical students received lectures from faculty and residents via Zoom and were exposed to live telehealth visits. Although this was a challenge, Dr. Zic was eager to take it on. “I’m excited to teach the next generation of dermatologists and the next generation of faculty that will take over this role in teaching medical students and running the dermatology clerkship.”

Dr. Zic is especially grateful to be in academic medicine at Vanderbilt University, as teaching is so deeply a part of the University and Medical Center mission. Even more so, he is thankful for a Department and Chair who encourage and support the education of medical students, residents, faculty, community dermatologists and resident alumni. Dr. Zic shared, “I have had the opportunity to look at other academic positions at other academic medical centers, but I have yet to find another department that has the collegiality that we have here at Vanderbilt, nor have I had the opportunity to find another city as friendly as Nashville. Those are the two things that really keep me here at Vanderbilt, and I hope to spend the rest of my career here.”

DEPARTMENT COVID-19 UPDATE

In approaching COVID, the Department has tried to be active and strategic. Like those of most of our colleagues, our clinical operations were shut down in the spring during the height of the pandemic. Because of our prior experience with telemedicine in our busy clinics at the VA medical center, and under the careful direction of Dr. John Zic, Vice Chair for Strategic Programs, we were able to make a dramatic shift to live telehealth rather than in-person visits. This strategy was extremely useful to many of our patients whose skin problems could be assessed or cared for using this tool. After the initial crisis, and under the careful direction of Dr. Jeff Byers, Vice Chair for Clinical Affairs, we began a staged and incremental opening of clinics with an explicit focus on patient and staff safety. Dr. Byers' group gathered data regularly not only on clinic volumes but also on staff's judgments about how strictly we were able to mask, socially distance, and sanitize to prevent transmission. These data enabled us to focus immediately if areas of concern were raised. We are now at pre-pandemic volumes and continue to monitor and strengthen our safety efforts. Finally, under the capable direction of Dr. Jami Miller, Vice Chair for Education and Residency Program Director, we shifted our teaching sessions and departmental meetings to online and live video conferencing formats. In many situations, this shift has worked so well that at least for some meetings, we will continue to offer this option even when we can all meet in person. Overall, we are eager for the COVID danger to pass, but we are also grateful to have learned new strategies that we will keep in the future.

While the Department of Dermatology has been working on Teledermatology efforts for a few years now, this year's pandemic gave urgency to developing an efficient live telehealth process.

Since 2016, the department has had experience with Store and Forward Telehealth practices at the VA, and Dr. John Zic, our department teledermatology expert, had spent significant effort in expanding teledermatology during 2019. This year, however, COVID-19 added unforeseen clinical challenges, and Dr. Zic took on this project, to be prepared to face the closing of in person clinics in March of 2020.

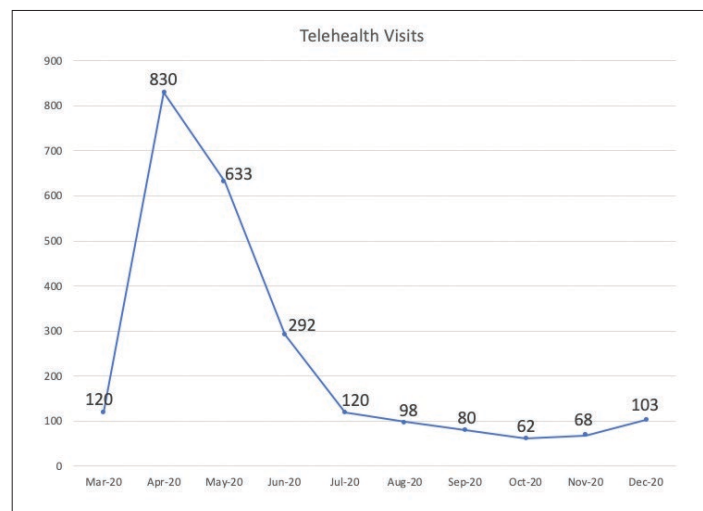
Although there was some hesitation at first, Dr. Zic shared that he could not be more proud of all of the faculty who stepped up to the plate, taking on live telehealth appointments for most, if not all, of their patients. Since March, the Department of Dermatology has completed more than 2,300 live telehealth visits.

In addition to clinicians, patients have also provided positive feedback regarding live telehealth

visits. When looking at patient satisfaction ratings for May of 2019 versus May of 2020, the numbers were the same. Although there may have been a technological glitch here or there, being able to speak with a dermatologist in the comfort of their own home was a significant benefit, in addition to the time saved on commuting. Dr. Zic commented on the environmental impact as well, adding "If patients stay home and aren't driving back and forth to medical centers, there's some environmental impact on that, too, as well as the impact on time efficiency."

With the broad success of live telehealth in this past year, Dr. Zic expects that it is here to stay. This pandemic has demonstrated its effectiveness and has given patients

the opportunity to see how it can be a more efficient way to see a clinician, especially in regard to conditions such as acne, where a video consultation will more than suffice. Dr. Zic shared, "I do think that live telehealth is likely to be part of our future dermatology practices, perhaps no matter where we are."



FACULTY



Back Row: Bill Stebbins, Zachary Jones, Eric Tkaczyk, Michel McDonald, Alan Boyd, Jo-David Fine, Darrel Ellis / *Middle Row:* Sally Monahan, Rachel Champion, Aleta Simmons, Anna Clayton, Eva Parker, Annie Dewan, Sharon Albers, Lee Wheless / *Front Row:* John Zic, Jami Miller, Meg Chren, Jeff Byers, Lloyd King / *Not Pictured:* Allison Hanlon, Jeffrey Zwerner



On September 9, 2020, Dr. Chren was notified that she will be the Society for Investigative Dermatology 2021 awardee of the Naomi M. Kanof Lectureship Award.

This award honors an individual making significant contributions to the improvement of health through clinical research, broadly defined as any scientific endeavor with a direct application to improving the prevention, diagnosis or treatment of clinical disease. This investigative work can be based in the laboratory and should be implemented or just ready to be implemented in clinical practice.

It is a great honor for Dr. Chren to represent our Department in receiving this award. She will be presented the award at SID and give a presentation. We look forward to hearing from you and seeing you – in person or virtually – at the meeting!

PROMOTIONS IN 2020

We are delighted to share that we have had multiple faculty members promoted this year.



DR. SHARON ALBERS was promoted to Associate Professor of Clinical Dermatology. She has been with Vanderbilt Dermatology for 3 years, and is the Director of Pediatric Dermatology. She also serves our Department as both Epic Champion and Diversity Champion.

DR. ALLISON HANLON was promoted to Associate Professor of Dermatology. Dr. Hanlon is one of our Mohs surgeons, and serves as Chief of Dermatology at the VA Medical Center. She will be celebrating 5 years at Vanderbilt Dermatology this year.



DR. MICHEL McDONALD was promoted to Associate Professor of Clinical Dermatology. Dr. McDonald has spent 26 years with Vanderbilt Dermatology, and is the Director of Mohs Micrographic Surgery.

DR. JAMI MILLER was promoted to Associate Professor of Dermatology. She will be celebrating 25 years with Vanderbilt Dermatology this year, and serves as our Department's Vice Chair for Education. Dr. Miller is also the Residency Program Director and Director of Phototherapy.



DR. BILL STEBBINS was promoted to Associate Professor of Dermatology. He just celebrated his 10 year anniversary at Vanderbilt Dermatology as a Mohs surgeon, and serves as the Director of Cosmetic Dermatology.

CLINICAL UPDATES

INPATIENT CONSULTS

The Inpatient Dermatology Consult Service saw a lot of changes in the past year due to the pandemic. While we never stopped seeing consults, the pandemic certainly altered the way in which we deliver care.

We retrospectively reviewed changes in diagnoses seen and methods in which care was delivered for inpatient dermatology consults between March 15 and May 31, 2020. This data will be published in an upcoming article in the Journal of the American Academy of Dermatology.

During this time, there were 106 consults to the dermatology consult service. This is in comparison to 149 consults during the same period in 2019 (a statistically significant difference).

While there was a significant reduction in the number of consults for patients presenting to the hospital with a primary dermatologic complaint, the frequency of consults for patients admitted to the hospital for non-dermatologic reasons who subsequently developed dermatologic findings was unchanged. Furthermore, there was no significant difference in the number of patients presenting for unequivocally life-threatening diagnoses such as SJS/TEN, DRESS, or purpura fulminans.

Although patients admitted to VUMC now are tested for COVID-19, in early spring 2020, testing was not as widely done. There was also threat of a PPE shortage, and it was still largely unclear what types of exposures were high-risk. We therefore turned to teledermatology when possible to reduce potential exposures, and to preserve PPE. During the same time period of March 15 to May 31, 2020, 42% of hospital or emergency department consults were completed

using teledermatology; encounters were done either via store-and-forward review of photographs or live teledermatology.

Since the initial shut-down, we have seen a sharp increase in consults. In August, we saw 90 consults, and in September, we saw 86 consults, representing the highest number during 2-month period of time ever recorded. Our intrepid residents have risen to the challenge, and we continue to take great pride in our work as we care for incredibly sick and fragile patients with complex diseases.

Clinicopathologic correlation is incredibly important for inpatient dermatology consults. During bedside rounds, our residents get in-depth training on diagnosing and managing complex dermatologic disease. Here, Dr. Annie Dewan, Director of Inpatient Dermatology, is pictured with Dr. Lisa Ishii, PGY3.



MOHS UPDATE

by Dr. Michel McDonald

The Dermatology Procedural unit continues to thrive at Vanderbilt. Dr. Anna Clayton is in her eighth year as Program Director of the Micrographic Surgery and Cutaneous Oncology fellowship. Her passion remains the teaching and nurturing of future dermatologic surgeons both at Vanderbilt and on a national level. She is completing her third year on the ACMS fellowship training committee, and we are so grateful to her for her service. Dr. William Stebbins continues to excel at both teaching and patient care. He received the five star award from patients again this year. Nationally, he continues to be involved with surgical oncology as a member of the NCCN Guidelines Committee, Non-Melanoma Skin Cancer Panel. Dr. Allison Hanlon, who practices at VUMC One Hundred Oaks as well as being Chief of Dermatology at the VA Medical Center, regularly speaks at national conferences. She has seamlessly moved to virtual lectures and lectured at a virtual session at the ASDS regarding surgical complications. I am finishing my tenure as chairperson of the AAD Council on Practice Management and remain involved with advocacy initiatives as the ACMS delegate to the AMA. On the research front, the surgery unit initiated a randomized clinical trial of a novel biomaterial for wound healing. Eligible patients are those with secondary intention wounds on the scalp and lower extremities. As we all know, these patients could benefit from faster healing times, decreased pain and improved cosmesis and we look forward to analyzing the results. Finally, we had one bit of positive news in 2020. Nashville Lifestyles named all four dermatologic surgeons as Top Doctors. It remains an honor to work with all three of my amazing colleagues and I am humbled by all they do for our patients, our trainees and our profession.

GLOBAL HEALTH DERMATOLOGY COMES TO NASHVILLE

Skin disease affects 900 million people worldwide, with cutaneous diseases representing the third most common cause of illness globally. Among the 20 officially recognized neglected tropical diseases (NTDs), more than half present with cutaneous manifestations, and these skin diseases are associated with high rates of long-term disability and carry profound negative psychosocial impacts. Moreover, 38 million people worldwide are currently living with HIV. With this in mind, Dr. Eva Parker wants to bring a focus on global health dermatology to Vanderbilt. Her interests include education and capacity building in resource-limited regions, HIV-related cutaneous disease, NTDs of the skin, and mitigation of the harmful effects of climate change on health. She is exploring collaborative efforts with the Vanderbilt Institute of Global Health to build dermatology capacity and education opportunities at clinical sites abroad.

Dr. Parker also believes we must consider the health needs and disparities affecting those in our own community. The large immigrant and refugee population here in Nashville, as well as the increasing popularity of international travel, mean that global is also local. She has partnered with the Department of Infectious Diseases to offer a clinic within Vanderbilt's Comprehensive Care Clinic to provide care for persons living with HIV in Middle Tennessee. Additionally, she volunteers locally to provide care to Nashville's



Dr. Eva Parker is pictured with members of the Costa Rican Association of Dermatology after speaking on the Appropriate Use of Perioperative Antibiotics.

underserved, immigrants, and refugees, at Shade Tree Clinic and Siloam Health.

In January, Dr. Parker completed a Health Volunteers Overseas (HVO) assignment in San Jose, Costa Rica, teaching at 4 hospitals while learning about tropical skin diseases and care in a resource-limited setting. While planned course work and assignments to Peru, Thailand, Cambodia, and Uganda have been temporarily sidelined due to the pandemic, she is excited for them to be rescheduled in the near future. In the meantime, she has kept by offering tele dermatology consultation services through the Addis Clinic to health care providers in Kenya. She also hopes to create educational opportunities for our dermatology residents to spend time abroad and learn more about tropical dermatology and global health. If you want to get involved, collaborate, or learn more about Dr. Parker's work, please email her at eva.r.parker@vumc.org.

DERMATOPATHOLOGY

Drs. Alan Boyd, Jeff Zwerner and Jo-David Fine with the Dermatopathology division continue to grow the service, train the dermatology and pathology residents, and contribute to the literature. The growth is largely the result of cases sent in by our graduates.

The COVID-19 pandemic-related limitation on large gatherings has made resident teaching a bit of a work in progress. Through web conferencing, our extensive library of whole slide images, and homegrown resources such as dxprep.com, we have been able to continue our weekly sessions, and the residents haven't missed a beat.

The entire department would like to thank Drs. Lisa Whitaker, Dolores Lucas, Cara Hennings, Melanie Ortleb, Vanessa Johnson, Jennifer Lee, Matt Hardin, Carla Lee, Will Lumbang and Brian Thomas for their continued support. If you would like to partner with our division and support the department, please reach out to Dr. Boyd (alan.s.boyd@vumc.org) or Dr. Zwerner (jeffrey.p.zwerner@vumc.org).

DEPARTMENT UPDATES

DIVERSITY AND INCLUSION

Many of you are aware that dermatology is the second least diverse specialty in the house of medicine. The diversity champions (which truly includes every member of the department of dermatology), Drs. Sharon Albers and Aleta Simmons, have been hard at work to create a dermatology workforce that reflects the population we serve.

In January 2020 as we ended our resident interviews, we participated in the Vanderbilt Medical Center Second Look Weekend for underrepresented minorities (URMs). This is a fun filled weekend including tours of Nashville and Vanderbilt, sponsored by the Office of Diversity. It is capped off by a wonderful cocktail reception and dinner. The department was fortunate to host four URM resident applicants last year, and we matched two of these applicants! Last year, three of the five medical students that matched with us are URMs. We are thrilled to be increasing diversity in dermatology as we know it improves patient care and outcomes.

In the medical education arena, Drs. Albers and Simmons now teach the dermatology curriculum to Meharry medical students in their first and third year. This exposure reinforces the idea “if you see it you can be it”. The entire faculty is making a special effort to include skin of color in all lectures and Dr. Simmons is building a skin of color curriculum and clinic.

After the death of George Floyd the department held a social justice forum to allow a safe space for employees in the department to share their feelings and concerns. From this forum grew a movement to show solidarity. Together with the Office of Diversity we held a Black Lives Day of Commitment at One Hundred Oaks to highlight health inequity, encourage voting and to voice commitment to conquering racial injustice in our daily lives.

In September, under the leadership of Drs. Jami Miller and Annie Dewan and Residency Coordinator, Kristina Maynard, we held two virtual open houses for prospective dermatology residents. At these events our diversity initiatives were highlighted. Further, our website has been revised to bring our commitment to diversity to the forefront. At the end of September, the Vanderbilt Department of Dermatology was invited to speak at the national AAD Diversity Champion Workshop to share with attendees our work on diversity.

As we approach the resident interview season we have held a grand rounds to make us more mindful of implicit bias and how to reduce its influence on our resident selection process. We are working to better define the metrics to holistically evaluate residency applications.



VUMC Black Lives Day of Commitment at One Hundred Oaks. Dr. Sharon Albers (second from left) is pictured here with Dr. Andre Churchwell, Chief Diversity Officer of VUMC (left) and other VUMC Faculty and Staff.



DR. LEE WHELESS was awarded both a grant from the Skin Cancer Foundation, as well as a Physician Scientist Career Development Award from the Dermatology Foundation this year. Both grants focus on leveraging data contained in the electronic health record in combination with both genetic and histologic aspects of tumor samples to identify patients and skin cancers at high risk for poor outcomes. This includes the development of multiple or metastatic skin cancers. He is currently examining the differential impact of immunosuppressant regimen and age at transplant on the risk of skin cancer development. With Dr. Eric Tkaczyk, he is building infrastructure for VUMC to become a leader in dermatology image analysis.

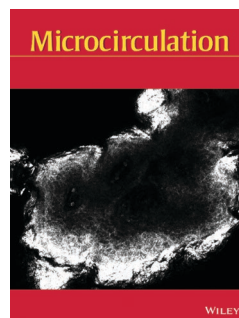
INGA SAKNITE, PHD



The first post-doc in the Department of Dermatology, Inga Saknite, gave a talk “Cutaneous Imaging of Leukocyte Motion May Predict Blood Cancer Relapse” which took FIRST PRIZE at the Vanderbilt Post-Doctoral Association’s Annual Symposium on October 30, 2020. She shared the final round with diverse talks about sociology, art, presidential interests, and machine learning (in addition to some medical talks) from Vanderbilt, Oak Ridge, and the University of Kentucky. However, Inga had the winning combination of 1) great results reflecting years of hard work by the collaboration she leads on our team, and 2) a well-delivered, clear presentation reinforced by very clean slides. Many thanks to medical students Randall Patrinely and Sophie Zhao and all of Inga’s collaborators and mentors for their contributions to this line of research.

Inga Saknite, PhD, is the first Postdoctoral Research Fellow in the Department of Dermatology. Since September 2017 when she joined the Department, her research focus has been the development of a noninvasive method to characterize leukocyte-endothelial interactions in the upper dermal microvasculature via laser confocal videomicroscopy. With a tremendous effort of analyzing thousands of confocal videos by her mentees, medical students J. Randall Patrinely and Sophie Zhao, they associated increased leukocyte dynamics with increased rates of the underlying hematologic malignancy in patients post hematopoietic cell transplantation. Their work resulted in the first publication quantifying leukocyte motion in skin, which was featured on the scientific journal *Microcirculation* August 2020 issue cover. Additionally, Inga has been developing methods to map and assess the extent of erythema and hyperpigmentation changes in chronic graft-versus-host disease by noninvasive hyperspectral imaging. This method could have high relevance for inflammatory skin disease in patients with skin of color.

Over the last three years, Inga has presented her work at multiple leading biophotonics, dermatology and hematology conferences, including the World Congress of Dermatology in June 2019. Inga has been invited to present her work on several continents. Her poster at the American Society of Hematology Annual Meeting in December 2019 won the Abstract Achievement Award. In October 2020, Inga took the first prize at the Vanderbilt Postdoctoral Association’s Annual symposium where she shared the final round with diverse talks in sociology, art, and machine learning from Vanderbilt, Oak Ridge, and the University of Kentucky.



RESIDENCY

The COVID-19 pandemic brought many changes to our residency program in the past year. Even when clinic volumes were significantly reduced to only truly urgent medical needs, our residents continued to see inpatient dermatology consults and provide care with attendings via tele dermatology. Despite the challenges of being a trainee during a pandemic, our residents have risen to the challenge and continue to accomplish both academic and clinical goals.

Here are a few spotlights on what our residents have been up in the past year:

DR. ALEXANDER HICKS (PGY4): Working on an IRB-approved retrospective study comparing surgical site infection rates of the lower leg following Mohs surgery based on type of closure. He will complete a Micrographic Surgery & Dermatologic Oncology Fellowship at Saint Louis University School of Medicine.

DR. MATTHEW WALLACE (PGY4): Engaged in two projects: randomized controlled trial utilizing a novel biomaterial in Mohs surgery, and tele dermatology study at the Veterans Affairs Medical Center. He serves as the AAD Resident Delegate to the AMA and AAD Resident and Fellows Section Board Member. He will complete a Micrographic Surgery and Dermatologic Oncology Fellowship with Drs. Zitelli and Brodland in Pittsburgh, PA.

DR. ERIC MUKHERJEE (PGY3): Working on a genome-wide association study that is ongoing. He also published an article looking at patient expectations of primary care physicians and the number of maneuvers performed during physical examination.

DR. LISA ISHII (PGY3): Selected as Women's Dermatologic Society resident liaison. She is mentoring medical students through both the Meharry and Vanderbilt resident/medical student mentorship programs. Lisa has a particular interest in patient education, and is working on a quality improvement project to make both



ALEX HICKS



MATT WALLACE



ERIC MUKHERJEE



LISA ISHII



CASEY MURPHEY



LAURA GARDNER

pediatric patient educational materials as well as cosmeceuticals educational pamphlets.

DR. CASEY MURPHEY (PGY3): Serving as the Dermatology Representative on the Graduate Medical Education House Staff Advisory Council. Working on a quality improvement project to make the dermatology clinics at VUMC more environmentally friendly.

DR. LAURA GARDNER (PGY2): Published two papers, the first characterized clinical and histopathological features of fatal pediatric melanomas. The second project was a dermatologic health-related quality of life in homeless patients.

In terms of resident recruitment, our dermatology residency program continues to be competitive. Our 5 incoming residents for the 2021/2022 academic year are a diverse and exciting group from across the country.

RECRUITMENT STATISTICS FOR 2019-2020	NUMBERS
Total residency applicants that applied	570
Residency applicants invited to interview	47
Residency applicants interviewed	43
Residency applicants matched	5

The upcoming recruitment season promises to be challenging. In line with recommendations from Vanderbilt University Medical Center and The Association of Professors in Dermatology, all interviews will be held via Zoom. We have a wonderful group of faculty members on the Residency Selection Committee that will continue to assist with application review and interviews. Because away rotations were essentially non-existent this year, we held multiple online "Meet and Greets" for applicants to get to know our faculty and residents. In addition, we have created two residency recruitment videos to show potential future residents what a robust training program we have here at Vanderbilt.

FELLOWSHIP

We have experienced several changes with fellowship recruitment. Typically, we host visiting residents for a two-day rotation where they can learn more about Procedural Dermatology. Unfortunately, we were not able to host visiting residents due to COVID-19. We hosted two virtual open houses where applicants could meet the Mohs faculty, current fellow, and previous fellows. We want to send a sincere thank you to Dr. Stacy McMurray and Dr. Summer Clark for attending both virtual open houses. Their participation in the virtual open houses was truly appreciated! Applicants were able to see how fellowship alumni are still part of the Mohs family even after fellowship.

If virtual visits continue in the future, we would welcome any other fellow alumni who would like to participate in these virtual open houses. Let us know if you would like to participate by emailing Kristina Maynard at kristina.maynard@vumc.org.

Due to COVID, we were not able to invite applicants for an in-person interview for the Mohs Fellowship, and instead hosted two virtual interviews where applicants interviewed with Dr. Erica Grilletta, Mohs Fellow, and a group interview with all four Mohs faculty, Drs. Clayton, Stebbins, Hanlon, & McDonald. Even with these virtual changes, we have confidence that we will do well in the fellowship match in December.

DR. ANNIE WESTER

is a board certified dermatologist who specializes in medical, surgical, and cosmetic dermatology at Colorado Center for Dermatology & Skin Surgery in Denver, Colorado.



DR. ERICA GRILLETTA

is a board certified dermatologist, and the current Micrographic Surgery and Dermatologic Oncology Fellow in our Department. It is a joy to still have her at Vanderbilt Dermatology!

DR. ALEXANDRA NAVARRO is a board certified dermatologist who specializes in medical, surgical and cosmetic dermatology at Franklin Dermatology Group in Franklin, Tennessee.

DR. STACY McMURRAY is an Assistant Professor of Clinical Dermatology at the University of Pennsylvania, specializing in micrographic surgery, dermatologic oncology, and reconstruction.



Mohs Fellow Dr. Stacy McMurray with Mohs Faculty Dr. Bill Stebbins, Dr. Michel McDonald, and Dr. Anna Clayton

MARY JANE AND ALBERT WERTHAN LECTURE SERIES

VISITING PROFESSORS IN DERMATOLOGY

The Mary Jane and Albert Werthan Visiting Lectureship in Dermatology fund was established in 1997 by Mr. Albert Werthan and Mrs. Mary Jane Werthan, B.A. 1929, M.A. 1935, to provide lectureship support for the Division of Dermatology at the School of Medicine. This fund supports bringing a renowned physician/scientist to Vanderbilt annually to discuss the most up-to-date advances in the diagnosis, treatment and causes of skin lymphoma and other types of skin cancers.

DR. HAROLD RABINOVITZ, Assistant Professor of Dermatology at the Medical College of Georgia, discussed the principles and usage cases for dermoscopy

and reflectance confocal microscopy, including many cases illustrating central features of cutaneous neoplasms. He also gave an in-depth three-hour tutorial on fundamentals of dermoscopy for pigmented lesions, including both key features and algorithms for improving clinical accuracy. There was a high level of resident interaction and reinforcement through several examples. These teachings immediately improved our patient care.



particular care of hair and scalp, weaves, sequele of braids and straightening treatments and specific treatment options including injections, topicals and oral agents. She also

discussed therapy of pigment disorders and presented new literature on tranexamic acid and other lightening agents, laser treatments and other therapies. These are treatments that we could immediately put in to practice in our patients of color.



DR. LINDSAY STROWD, Assistant Professor of Dermatology at Wake Forest Baptist Medical Center, discussed a variety

of patients with very different presentations of calciphylaxis were presented with diagnostics and therapeutics discussed, particularly newer therapies using sodium thiosulfate, steroids and anticoagulation. The faculty, alumni and residents completed this session with a more in-depth knowledge of treating calciphylaxis in both hospitalized and clinic patients.

DR. ELENA HAWRYLUK, Assistant



Professor of Dermatology at Harvard Medical School, led an excellent, in-depth talk that reviewed the most current

literature on pediatric pigmented lesions as well as some of her own personal cases and outcomes from her specialty clinic in Boston. It was enlightening for residents and faculty to learn more about her work.



Group photo, top: Grand Rounds lecture: Dr. Chren, Dr. Rabinovitz, Dr. Grilletta, Dr. Wester

Group photo, above: Resident & Faculty lecture: Lunch N' Learn with Dr. Mostaghimi

DR. ARASH MOSTAGHIMI, Assistant Professor of Dermatology at Harvard Medical School, discussed the uncertainty surrounding lab monitoring for and adverse events secondary to isotretinoin

in-depth. His lecture directly impacted patient care by providing the residents and faculty with data to best practice cost-effective, patient-centered dermatology. During his noon lecture, he educated the faculty and residents on private equity, and how they have impacted dermatology patient care models in the United States.

DR. AMY McMICHAEL, Professor and Chair at the Department of Dermatology at Wake Forest Baptist Medical Center, reviewed diseases that are of particular concern to the skin of color population including hair loss, melasma and other hyperpigmentation disorders and seborrheic dermatitis. She presented clinical photos of the disorders and then discussed therapeutics including



VANDERBILT
Dermatology

EMAIL: DERMATOLOGY@VUMC.ORG
VANDERBILTDERMATOLOGY.COM
VUMC.ORG/DERMATOLOGY

ALUMNI



CLASS OF
2009

DR. ALAN LEVY started Levy Dermatology in Memphis after completing his fellowship, where it was just him, a front desk person, and a nurse. Since then, it has grown into a group practice with seven board-certified dermatologists and seven advanced practice providers in four locations – two in Memphis, one in Collierville, and one in Jackson. One of the buildings in Memphis is the Cosmetic Center where they house lasers, light source devices, radiofrequency devices, and other toys. Dr. Levy practices Mohs three and a half days per week and cosmetics one day a week.

Dr. Levy and his wife, Shira, have three kids: twins Rex and Max (12) and Gia (7).



CLASS OF
2010

DR. CASEY SHABA completed a dermatopathology fellowship at Baylor the year after finishing residency at Vanderbilt. She feels very fortunate to have spent the following 7 years with many fellow Vanderbilt dermatology graduates at Nashville Skin and Cancer and Pathology Associates of St. Thomas. She currently works at Traceside Dermatology and Allergy.


Dr. Shaba's favorite memory from residency was moving the program from TVC to OHO.

DR. NATALIE CURCIO completed fellowships both in Cosmetic and Laser Surgery at UCSF and in Mohs Micrographic Surgery/Procedural Dermatology in Birmingham before working at private practice for a year in Los Angeles. In 2013, she returned to Nashville to open Curcio Dermatology, which opened its doors to patients in early 2014. This year, she decided to go back to Vanderbilt “one more time” to get her Master of Management in Healthcare at the Owen Graduate School of Management (Class of 2021) to focus more on health policy issues.

Dr. Curcio has been married to her husband, Anu Pardeshi, for 15 years (also a VU alumnus) and has two daughters, Nerea (5 years) and Calais (2 years).



CLASS OF
2010



CLASS OF
2015

DR. KAREN BROUSSARD joined Franklin Dermatology Group after graduating from residency and has been practicing general dermatology there ever since. She also stays very busy with her two kids, Benjamin (6) and Charlotte (3) who keep her on her toes and are a constant source of entertainment. She shared that she was flipping through old photos and came across a photo with her co-residents and their winning decorated table at the annual Christmas party in 2012. You can see this photo (left), which also features two of our Department of Dermatology faculty: Dr. Rachel Champion and Dr. Sally Monahan!



After residency
DR. MELANIE ORTLEB moved back to Omaha and joined a



CLASS OF
2015

private practice for a few years. In 2018, she opened her own private practice which has been demanding, but also a very rewarding career move.

She has three kids now: London (7), Brooks (5) and Willow (3). She is pretty sure “mole” was one of her kid’s first words and they all put on sunscreen like it’s their job. She is still happily married to Dave and he golfs eight days of the week. Those two things may or may not be related.